

Management Report

Usage By Type

Kidspace



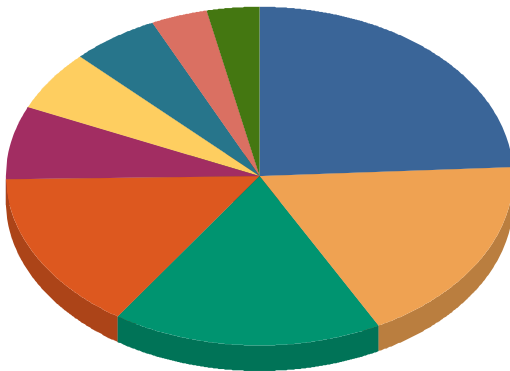
Report range: 8 January 2007 to: 6 February 2007

Report date: 11 Apr 2008

Page 1 of 6

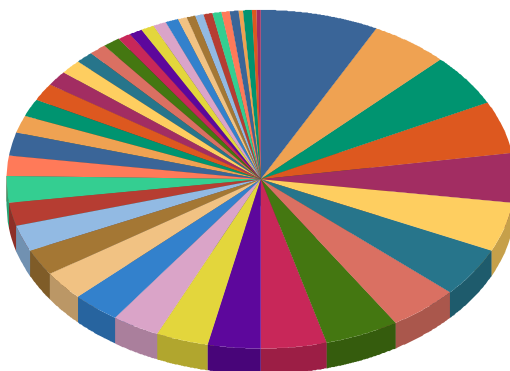
All Data

Sum of Fee Income by Service



Free Entitlement Session	24.2%
Pre-School Day	18.1%
Pre-School Part Day	17.2%
Afternoon Hourly	15.1%
Pre-School Hourly	7.0%
Cooking Adventures	6.0%
Gymnastics	5.5%
Breakfast Club	3.7%
Recorders	3.2%
Total:	100.0%

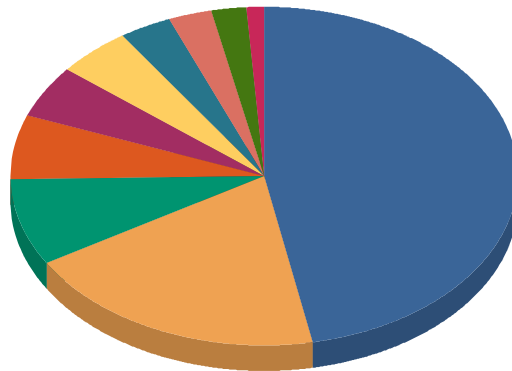
Sum of Fee Income by Family



Mrs F. Porpoise (9 Deep Blue Drive)	7.4%
Mrs A. Beetle (8 Woodside)	5.1%
Mrs F. Ferret (92 Leafy Lane)	5.1%
Mrs A. Doormouse (150 Main Street)	4.9%
Mrs L. Llama (6 Green Lane)	4.9%
Mrs R. Badger (1 River Dale)	4.8%
Mr J. Whale (The Old Spooky Cottage)	4.6%
Miss N. Zebra (19 Green Lane)	4.5%
Mrs H. Hedgehog (87 Leafy Lane)	4.5%
Mrs A. Fox (16 Hillside)	4.2%
Mr C. Kingfisher (4 Riverside)	3.4%
Mrs T. Cod (109 Main Street)	3.4%
Mrs D. Dingo (Old Kennel)	3.0%
Mrs L. Barracuda (54 Deep Blue Drive)	2.9%
Miss M. Ant (1 The Hill)	2.8%
Miss C. Cougar (20 The Links)	2.6%
Mrs C. Dolphin (99 Seaview Lane)	2.5%
Miss T. Tiger (30 Main Street)	2.3%
Miss W. Wombat (27 Bankside)	2.3%
Mrs S. Sparrow (21 Bankside)	2.1%
Mrs T. Tapir (25 Leafy Lane)	2.0%
Mrs R. Goose (The Pond)	1.8%
Mrs M. Coypu (17 Bankside)	1.7%
Mrs M. Starfish (8 Deep Blue Drive)	1.7%
Total:	100.0%

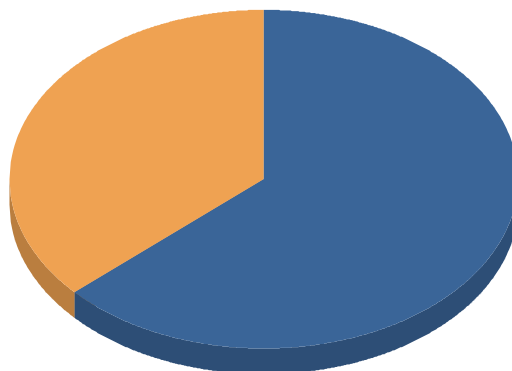
All Data

Sum of Fee Income by Age



3yr	46.9%
4yr	19.6%
9yr	8.3%
7yr	6.1%
10yr	5.0%
6yr	4.7%
8yr	3.3%
11yr	2.8%
5yr	2.1%
12yr	1.1%
Total:	100.0%

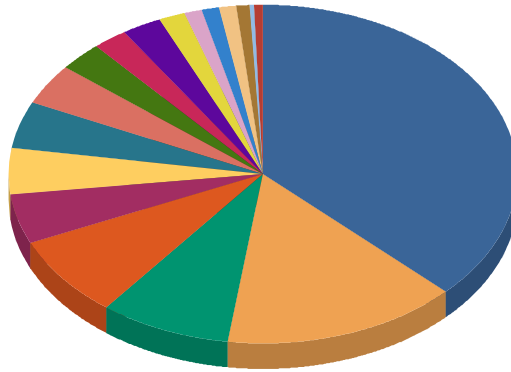
Sum of Fee Income by Gender



Female	63.4%
Male	36.6%
Total:	100.0%

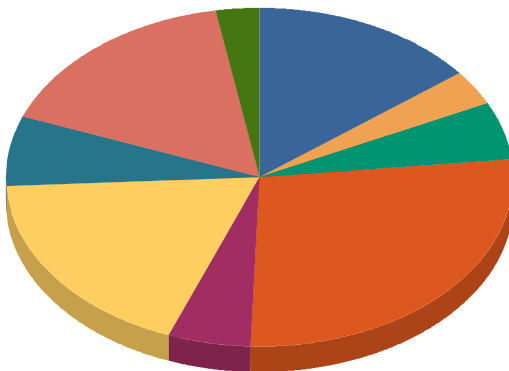
All Data

Sum of Fee Income by Ethnicity



WBRI	37.3%
WIRI	14.9%
BCRB	8.4%
MWBA	7.5%
AOTH	4.9%
WOTH	4.5%
MOTH	4.3%
BAFR	3.9%
MWBC	2.9%
ABAN	2.3%
NOBT	2.3%
CHNE	1.7%
APKN	1.2%
WROM	1.1%
BOTH	1.0%
OOTH	0.8%
MWAS	0.5%
AIND	0.4%
Total:	100.0%

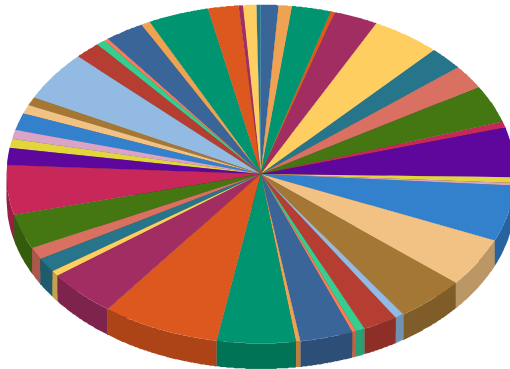
Sum of Usage Time by Service



Afternoon Hourly	14.5%
Breakfast Club	3.3%
Cooking Adventures	5.7%
Free Entitlement Session	27.0%
Gymnastics	5.4%
Pre-School Day	18.2%
Pre-School Hourly	6.7%
Pre-School Part Day	16.5%
Recorders	2.7%
Total:	100.0%

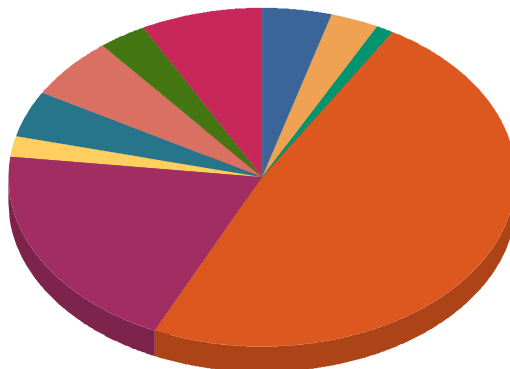
All Data

Sum of Usage Time by Family



Dr C. Heron (Keepers Lodge)	1.1%
Dr S. Coral (Rocky Bottom)	0.9%
Miss C. Cougar (20 The Links)	2.4%
Miss J. Stickleback (3 Riverside)	0.2%
Miss M. Ant (1 The Hill)	2.7%
Miss N. Zebra (19 Green Lane)	4.6%
Miss T. Tiger (30 Main Street)	2.1%
Miss W. Wombat (27 Bankside)	2.3%
Mr C. Kingfisher (4 Riverside)	3.7%
Mr D. Chipmunk (22 Prairie Drive)	0.5%
Mr J. Whale (The Old Spooky Cottage)	4.6%
Mr P. Anteater (4 Hillside Drive)	0.5%
Mr P. Fish (70 Deep Blue Drive)	0.5%
Mrs A. Beetle (8 Woodside)	5.1%
Mrs A. Doormouse (150 Main Street)	4.9%
Mrs A. Fox (16 Hillside)	4.2%
Mrs A. Mayfly (8 Bankside)	0.7%
Mrs C. Dolphin (99 Seaview Lane)	2.3%
Mrs C. Firefly (Treetop Villa)	0.5%
Mrs C. Macaque (7 Woodlands Drive)	0.2%
Mrs D. Dingo (Old Kennel)	3.3%
Mrs F. Bison (7 Prairie Lane)	0.3%
Mrs F. Ferret (92 Leafy Lane)	5.0%
Mrs F. Porpoise (9 Deep Blue Drive)	7.5%
Total:	100.0%

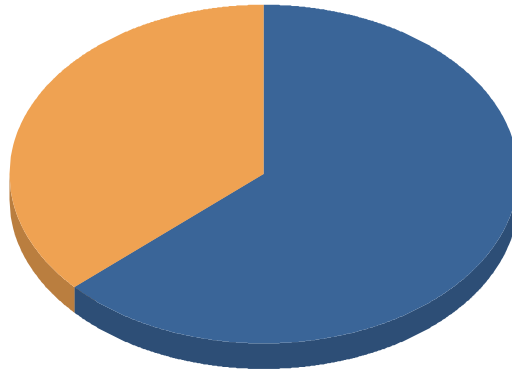
Sum of Usage Time by Age



10yr	4.6%
11yr	3.0%
12yr	1.1%
3yr	48.3%
4yr	20.1%
5yr	2.0%
6yr	4.3%
7yr	5.9%
8yr	3.0%
9yr	7.7%
Total:	100.0%

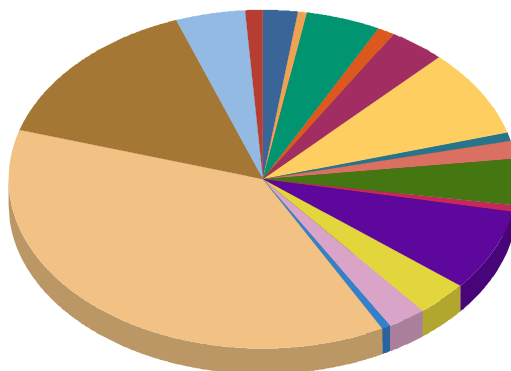
All Data

Sum of Usage Time by Gender



Female	63.3%
Male	36.7%
Total:	100.0%

Sum of Usage Time by Ethnicity



ABAN	2.3%
AIND	0.4%
AOTH	4.9%
APKN	1.1%
BAFR	3.6%
BCRB	8.2%
BOTH	1.0%
CHNE	1.6%
MOTH	4.5%
MWAS	0.5%
MWBA	7.8%
MWBC	3.2%
NOBT	2.5%
OOTH	0.7%
WBRI	37.3%
WIRI	14.8%
WOTH	4.6%
WROM	1.0%
Total:	100.0%

Key To Ethnic Codes Used In Ethnicity Reports

WBRI	White, British
WIRI	White, Irish
WIRT	Traveller of Irish Heritage
WROM	Gypsy/Roma
WOTH	White, any other White Background
MWBC	Mixed, White and Black Caribbean
MWBA	Mixed, White and Black African
MWAS	Mixed White and Asian
MOTH	Mixed, any other mixed background
AIND	Asian or Asian British, Indian
APKN	Asian or Asian British, Pakistani
ABAN	Asian or Asian British, Bangladeshi
AOTH	Asian or Asian British, Any other Asian Background
BCRB	Black or Black British, Caribbean
BAFR	Black or Black British, African
BOTH	Black or Black British, Any other Black background
CHNE	Chinese
OOTH	Any other ethnic background
REFU	Did not wish to be recorded
NOBT	Not Obtained